
ENGLAND

Flytipping Official Statistics

April 2010 to March 2011

Flycapture is the national database of fly-tipping incidents and enforcement action that was set up by Defra, the Environment Agency and the Local Government Association to record the incidents and cost of illegally deposited waste dealt with by local authorities.

Explanation of the data:

- *This report is based on the returns made to Flycapture by local authorities in England from April 2010 to March 2011*
- *Incidents reported to Flycapture are those which were dealt with by local authorities. Incidents cleared by private landowners are not included in these figures.*

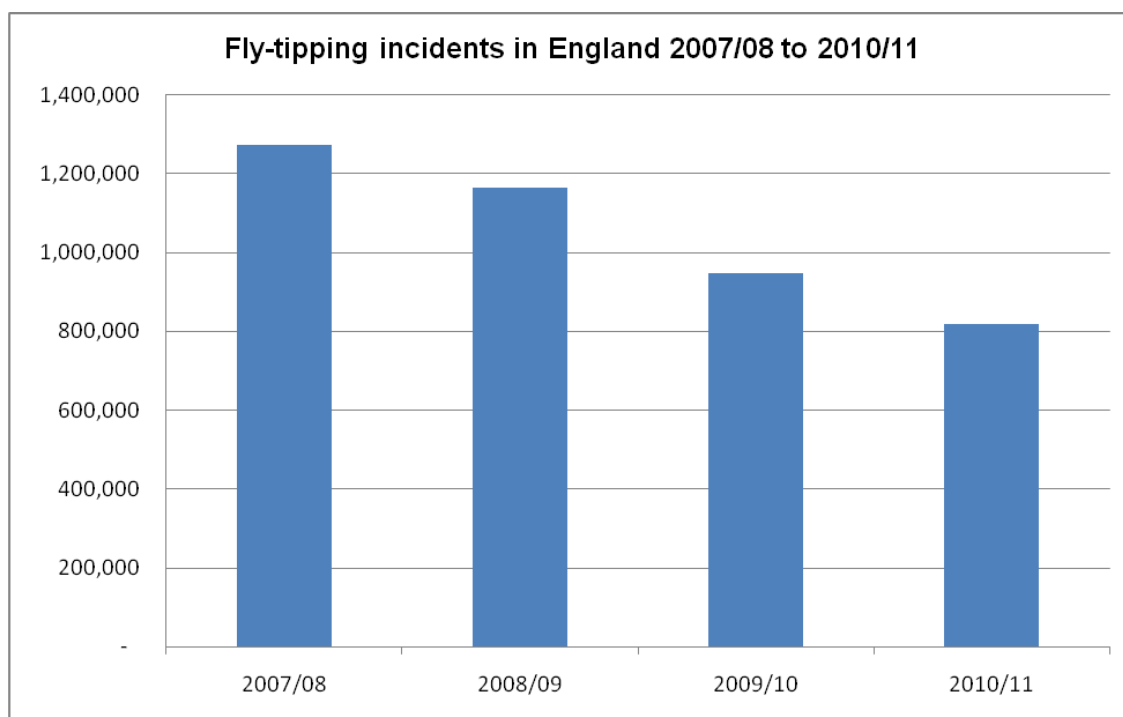
National Headlines

- Local authorities in England report that they had dealt with nearly **820,000 incidents** of fly-tipping, a **13.5% decrease** from 2009-10.
- **63%** of fly-tips dealt with by local authorities involved **household waste**, **8% commercial waste** and a range of categories where waste could be derived from either households or businesses e.g. construction, demolition and excavation waste, green waste, white goods, electrical items, tyres and asbestos.
- **44%** of all fly-tips cleared by local authorities occurred on the **highway**.
- Most fly-tips consisted of a small van load of material or less.
- The estimated cost of clearance of illegally dumped waste reported by local authorities in this period was **£41.3 million**, a reduction of 9.8% over 2009-10.
- Local authorities carried out around **568,000 enforcement actions** in 2010-11 to prevent, detect or enforce against fly-tipping at an estimated cost of **£20.6 million**. This is a 5.8% increase in actions over 2009-10. There were **2,400 prosecutions**, of which **96%** resulted in conviction.

National Incidents

The tables below show total figures and have been produced taking into account the actual number of returns made by each individual local authority during the period.

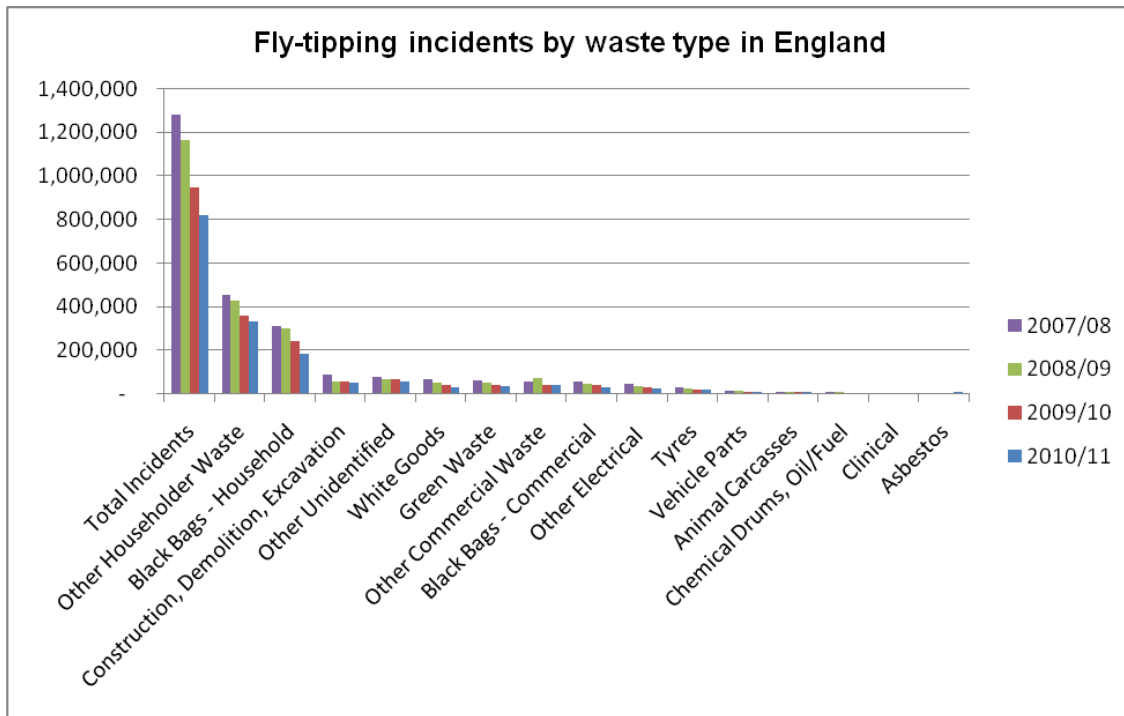
Local authorities in England reported that they had dealt with nearly **820,000** incidents of fly-tipping in 2010/11. This represents a **13.5% decrease** from 2009-10 (and a 30% decrease from 2008-09).



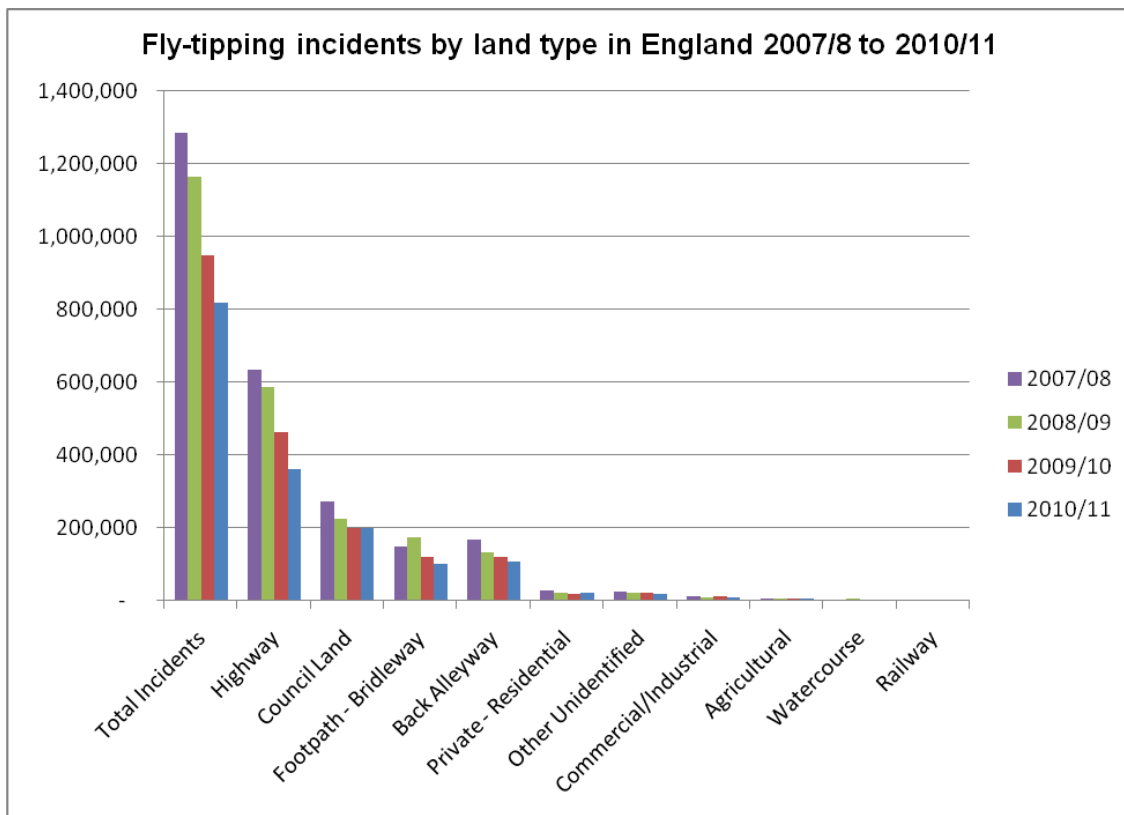
63% of fly-tips dealt with by local authorities in 2010-11 (513,000) were classified as **household waste**¹ (a 14% reduction in the numbers from 599,000 in 2009-10). **Commercial waste**² made up **8%** of incidents (67,000) in 2010/11 (an 11% reduction from 75,000 the previous year) and **construction, demolition and excavation waste** **6%** (50,000) (an 8% reduction from nearly 55,000 in 2009-10).

¹ Recorded under the Flycapture categories of household black bags and other household waste

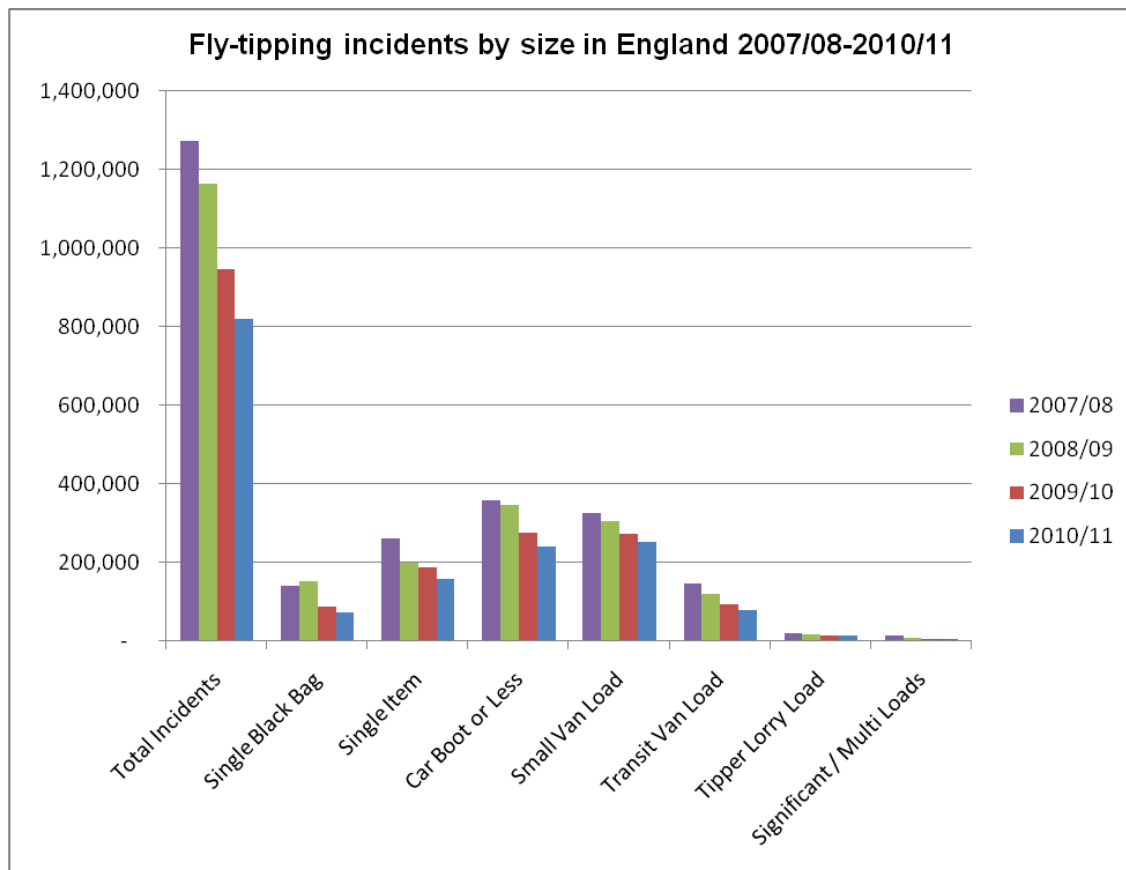
² Recorded under the Flycapture categories of commercial black bag or other commercial waste



Local authorities reported that **44%** of all fly-tips in 2010-11 (362,000) occurred on the **highway** (a 22% reduction in numbers from 462,000 in 2009-10). A further **33%** (297,000) occurred on **council land, footpaths and bridleways** (a 6% reduction in numbers from 316,000 in 2009-10).



Most fly-tips consisted of a van load of material or less. **31%** of fly-tips (253,000) fell into **small van load** category, **29%** (240,000) into the **car boot load or less** category and **19%** (157,000) were recorded as **single items**.



Cost of Fly-tipping

The **estimated cost** of clearing the illegally dumped waste reported by local authorities in 2010-11 was **£41.3 million** (a reduction of 9.8% compared with £45.8m in 2009-10).

Actions taken against fly-tipping in England

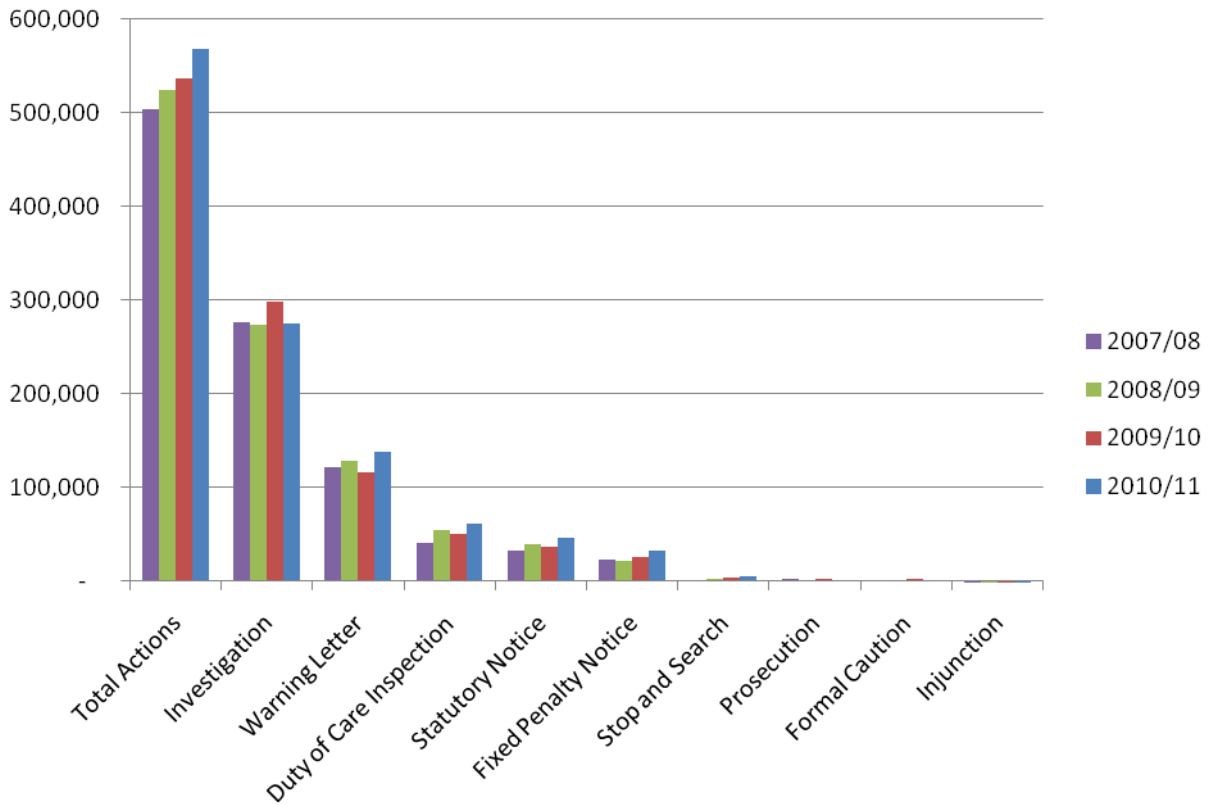
Local authorities **increased** their enforcement actions to 568,000 in 2009-10. This is an increase of **5.8%** over 537,000 in 2009-10.

It is **estimated** that local authorities spent **£20.6 million** on enforcement action in 2010-11 (an increase in expenditure of around 8% over £19.1m in 2009-10).

Local authorities carried out **2,409 prosecutions** against waste offenders in 2010-11, (2% less than 2,457 in 2009-10), of which **96%** resulted in a conviction³. Local authorities also issued **139,100 warning letters**, **47,300 statutory notices** and **1,800 formal cautions** in 2010-11.

³ Prosecutions against Fly-tipping and Duty of Care offences. Outcomes included: conditional discharge; community service; fines and custodial sentences

Fly-tipping enforcement actions in England 2007/08 to 2010/11



Fly-tipping prosecution outcomes in England 2007/08 to 2010/11

