
East of England Flycapture Results April 2008 to March 2009

Flycapture is the national database of fly-tipping incidents and enforcement action that was set up by Defra, the Environment Agency and the Local Government Association to record the incidents and cost of illegally dumped waste dealt with by local authorities (LAs).

Explanation of the data:

- *This report is based on the returns made to Flycapture by local authorities in the East of England from April 2008 to March 2009.¹*
- *Incidents reported to Flycapture are those which were dealt with by local authorities. Incidents cleared by private landowners are not included in these figures.*

Regional Headlines

- Local Authorities in the East of England report that they had dealt with **76,000 incidents** of fly-tipping a **5% increase** from 2007-08.
- **41%** of all recorded fly-tips occurred on the **highway**.
- **58%** of all fly-tips were recorded as being in the **car boot** or **small van load** size categories.
- **63%** of fly-tips dealt with by local authorities involved **household** waste (recorded under the two Flycapture categories of household black bags and other household waste).
- The estimated cost of clearance of illegally dumped waste reported by local authorities in this period was **£4.3 million**. This does not always indicate a direct cost to the taxpayer as some authorities have mitigated this cost through their waste framework contracts.
- **4,000 inspections** were carried out by local authorities to check for compliance with the waste duty of care².
- **90 prosecutions** were carried out in 2008-09, **98%** of which achieved a successful outcome.

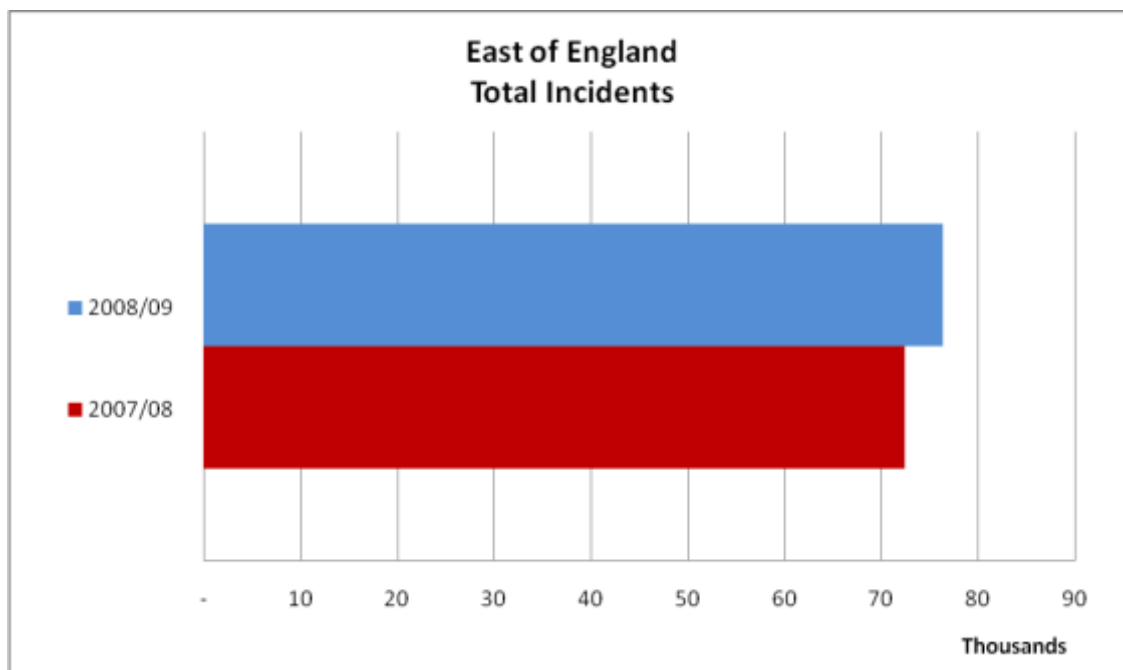
¹ Changes were made to Local Authority reporting methodology relating to the size and unit cost of each fly-tip at the start of the 05-06 reporting period. Therefore a direct comparison to 05-06 data cannot be made in all cases.

² For more information see the Defra leaflet on Waste Duty of Care: <http://www.defra.gov.uk/environment/waste/controls/duty.htm>

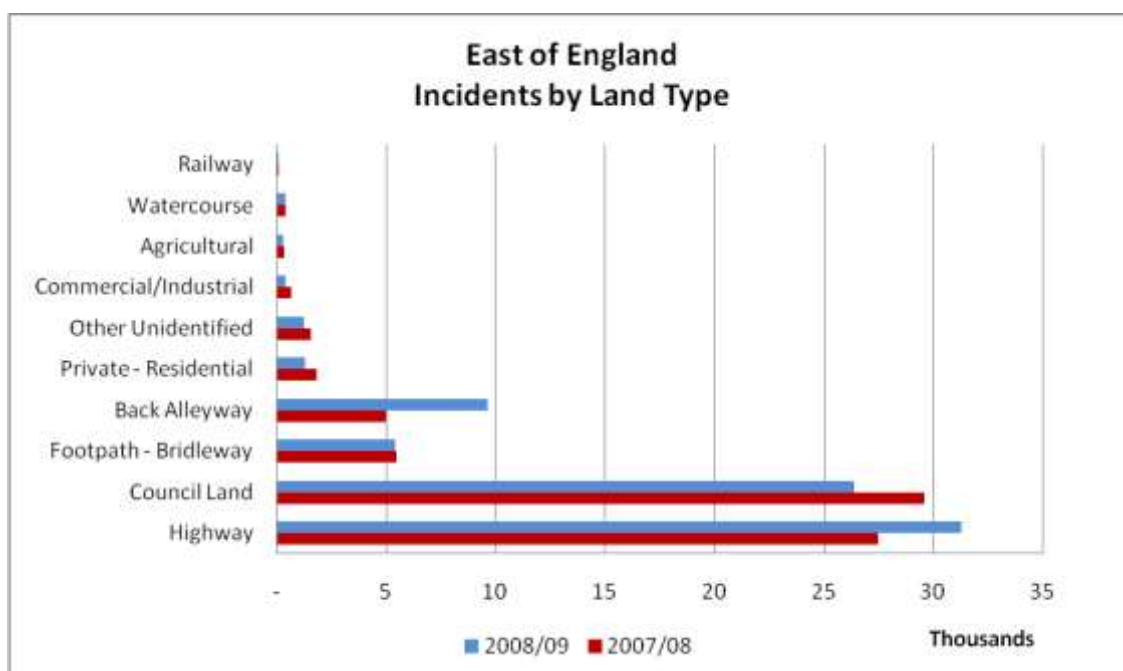
Regional Incidents

The tables below show total figures and have been produced taking into account the actual number of returns made by each individual LA during the period.

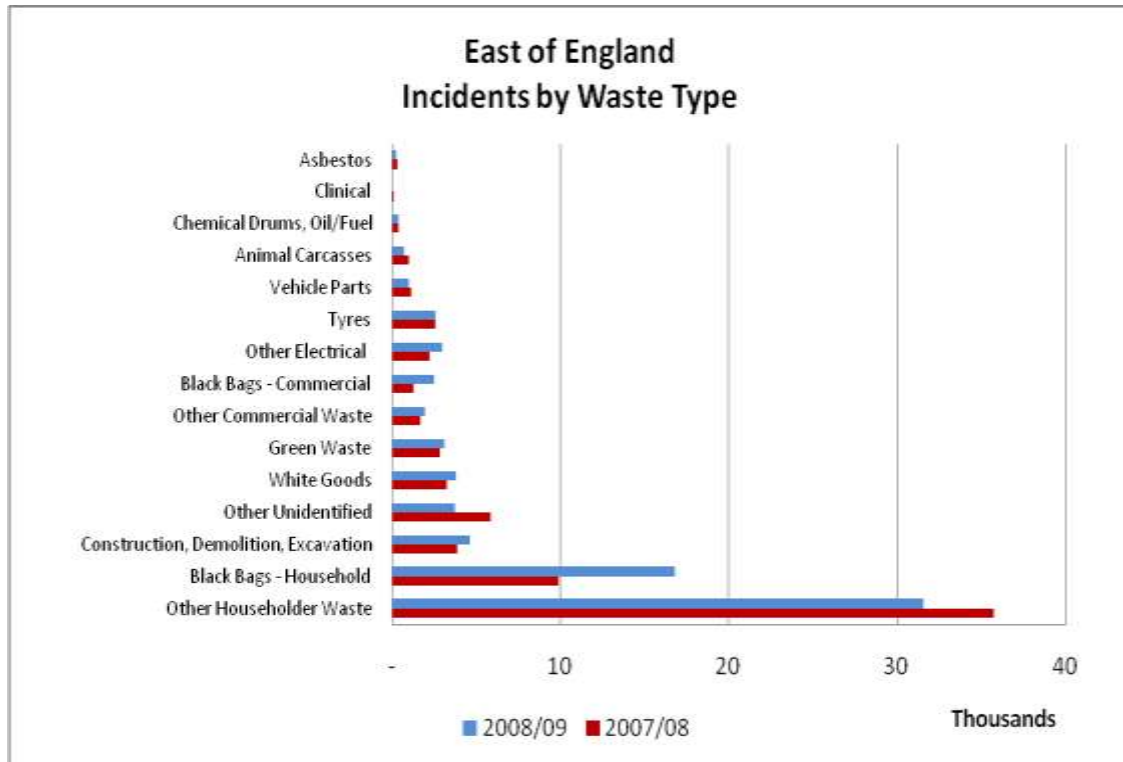
Local Authorities in the East of England reported that they had dealt with **76,500** incidents of fly-tipping. This represents a **5.4% increase** from 2007-08.



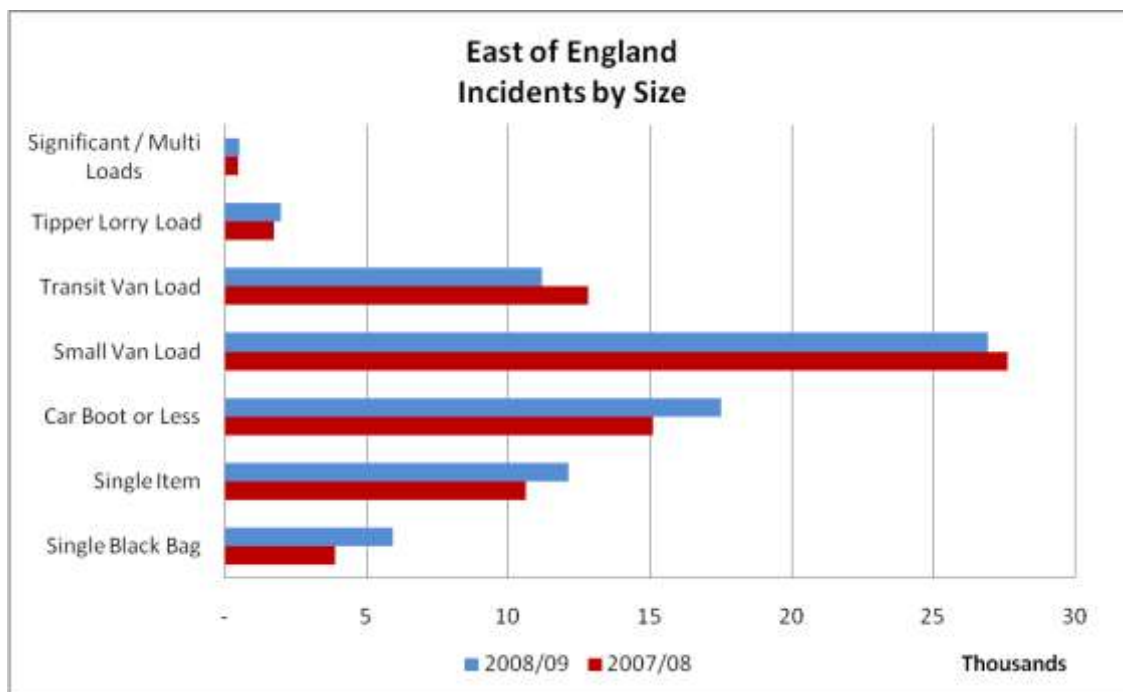
It is estimated that **40.9%** of all fly-tips in 2007-08 occurred on the **highway** while a further **47.1%** of incidents occurred on **council land** or in **back alleyways**.



63.3% of fly-tips dealt with by local authorities in 2007-08 were classified as **household waste**, (recorded under the two Flycapture categories of household black bags and other household waste), **11.1%** of incidents were recorded as consisting of **construction, demolition and excavation waste** or **white goods**.



The most common size of fly-tips (**35.3%**) occurred within the **small van load** category followed by **car boot load or less (23%)** and **single item (15.9%)**.



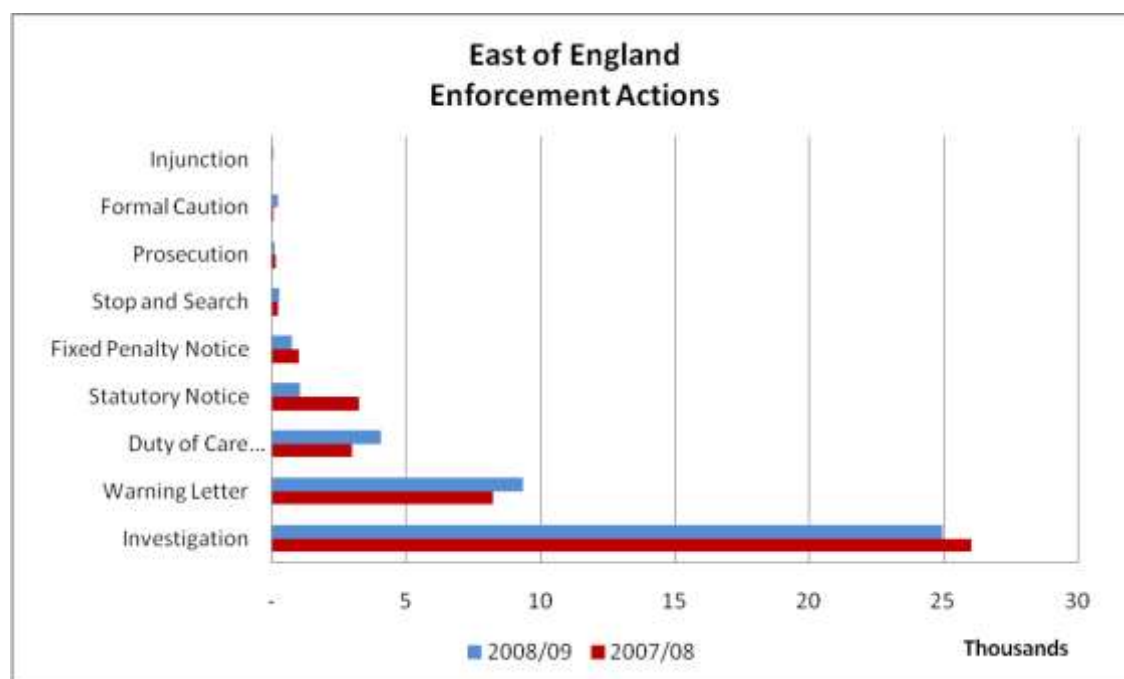
Cost of Fly-tipping

The estimated cost of clearance of illegally dumped waste reported by local authorities in this period was **£4.3 million**. This does not always indicate a direct cost to the taxpayer as some authorities have mitigated this cost through their waste framework contracts.

Actions taken against Fly-tipping in the East of England region

Local authorities **decreased** their enforcement actions in 2008-09 by **2.8%** over 2007-08.

It is estimated that local authorities spent **£1.4 million** on enforcement action against fly-tipping in 2008-09.



Authorities in the East of England issued **9,300 warning letters**, **1,000 statutory notices** and **200 formal cautions** in response to fly-tipping incidents in 2008/09

Local authorities also carried out **90 prosecutions** in 2008-09, **97.8%** achieved a successful outcome³.

³ Prosecutions against Fly-tipping and Duty of Care offences.
Successful outcomes include: conditional discharge; community service; fine; custodial sentence; and other successful outcomes.

